



November-December
CALOOSA HATCHEE
MERISTEM

The Caloosahatchee Bromeliad Society
PRESENTS
The CBS 2009 SHOW & SALE



Judged Show Friday, Dec 4th

Terry Park

3410 Palm Beach Blvd (SR80)

Fort Myers, Florida

Show and Sale opened to Public

Saturday Dec.5th 2009 9AM-5PM

Sunday Dec.6th 2009 10AM-4PM

CALOOSAHATCHEE BROMELIAD SOCIETY OFFICERS

EXECUTIVE COMMITTEE

PRESIDENT Donna Schneider (sgarydonna@aol.com)
VICE-PRESIDENT Ross Griffith
SECRETARY Luli Westra (lulidave@yahoo.com)
TREASURER Betty Ann Prevatt (bprevattpcc@aol.com)
PAST-PRESIDENT Steve Hoppin (steveandlarry@comcast.net)

STANDING COMMITTEES CHAIRPERSONS

NEWSLETTER EDITOR Larry Giroux (DrLarry@comcast.net)
FALL SALES CHAIR Brian Weber (BrianWeber1b@aol.com)
FALL SALES Co-CHAIR David Prall (PalmTreeGardens@hotmail.com)
FALL SHOW CHAIR Steve Hoppin (steveandlarry@comcast.net)
FALL SHOW Co-CHAIR Betty Ann Prevatt (bprevattpcc@aol.com)
PROGRAM CHAIRPERSON Bruce McAlpin
WORKSHOP CHAIRPERSON Steve Hoppin (steveandlarry@comcast.net)
SPECIAL PROJECTS Gail Daneman (bob@fesq.net)
CBS FCBS Rep. Vicky Chirside (vickychirn@aol.com)
CBS FCBS Rep. Debbie Booker/Tom Foley (tefoley24@gmail.com)

OTHER COMMITTEES

AUDIO/VISUAL SETUP Bob Lura, Terri Lazar and Vicki Chirside
DOOR PRIZE Terri Lazar (terriLML@earthlink.net)
HOSPITALITY Mary McKenzie; Sue Gordon
SPECIAL HOSPITALITY Betsy Burdette (betsy@burdetteinc.com)
RAFFLE TICKETS Greeter/Membership table volunteers - Dolly Dalton, Eleanor Kinzie, etc.
RAFFLE COMMENTARY Larry Giroux
GREETERS/ATTENDENCE Betty Ann Prevatt, Dolly Dalton (dollyd@comcast.net), Luli Westra
SHOW & TELL Dale Kammerlohr (dzdase@mbrqmail.com)
FM-LEE GARDEN COUNCIL Mary McKenzie
LIBRARIAN Sue Gordon
ASSISTANT LIBRARIAN Kay Janssen

The opinions expressed in the Meristem are those of the authors. They do not necessarily represent the views of the Editor or the official policy of CBS. Permission to reprint is granted with acknowledgement. Original art work remains the property of the artist and special permission may be needed for reproduction.

On December 4th, less than three weeks from our November meeting, our 2009 Bromeliad event "Bromeliads in Oz" opens with a judged Standard BSI Bromeliad Show. 15 seasoned judges from Florida and Louisiana will descend on Fort Myers to judge our historically beautiful Show. I hope all of our members will make an effort to enter plants in the Show. On the back cover is the Artistic Arrangement entry at the recent Southwest Bromeliad Guild Show held in Baton Rouge, which won the Best of Show Artistic. This was shown by Allyn Pearlman. Show our judges your creative talents and enter an arrangement in our Show.



THE CALOOSAHATCHEE BROMELIAD SOCIETY

MEETING TIME AND PLACE:

***November Meeting* Sunday November 15th 2009**

ST. JOHN the APOSTLE CHURCH 3049 MCGREGOR AVE. FT. MYERS.

DOORS WILL BE OPEN AT 12:30 FOR SETUP.

MEMBERSHIP SALES WILL BE PERMITTED

at the October Meeting.

Friendship plants, Raffle items are always welcome.

There will be a Door Prize and Show and Tell

November Workshop

(starts at 1:15PM)

“Preparing Your Entries “

By Betty Ann Prevatt

With our Show less than three weeks away we are trying to help our members with the preparation of plants and other entries for exhibition. Betty Ann, our treasurer has been involved with all aspects of bromeliad shows for nearly three decades and has been specifically associated with the judging of shows. She is the perfect person to cover the many facets of entering and preparing your plants and artistic entries for our Show. Betty Ann will also discuss the jobs of volunteers on Friday. Please come to the November meeting with any questions you have concerning entries and/ or job duties on Friday.

November Program

(starts after the break)

“Bruce’s Basic Botany”

By Bruce McAlpin

Due to a scheduling problem, Dennis Cathcart will be unable to speak to us at our November meeting. Our Program Chair - Bruce McAlpin has graciously agreed to substitute. His expertise in Biology and Horticulture is very impressive. I refer you to his bio found elsewhere in this issue. Given his vast knowledge of the topic, you will not want to miss his views on Botany as it pertains to bromeliads.

The Caloosahatchee Bromeliad Society is an active Affililate of:



FM-LCGC



**Cryptanthus
Society**



**Bromeliad Society
International**



FCBS

Society News

Another Reminder

At the October Workshop Brian Weber again reviewed the Rules and Requirements to sell at the Show and Sale. It is still not too late to sign up to sell at our Sale.

Below again are quick reminders for those who are selling or just helping out at the Sale and Show. All members are encouraged to participate. There are many opportunities to contribute.

The November meeting is your last chance to fulfil your 2 meeting attendance prior to the Sale.

At the November meeting you can pick up colored sale labels and road side signs.

If you are selling, prepare two entries for the Show and enter them Friday AM.

Read the Rules for the Sale in the October Newsletter - they will answer all your questions on how to prepare and sell your plants or related items.

Please bring boxes and bags. We will need more each day - Friday, Saturday and Sunday.

If you have attended our events, you know that we are a hungry crew. We need nourishment Friday for the Sales area setup and for the Show workers, Saturday and Sunday are long days and there are lots of workers. Please volunteer food - all kinds are appreciated. This year we have full use of the kitchen.

Monetary contributions for the Prizes given to Show winners will be collected by Betty Ann Prevatt at the November meeting or you can call Larry Giroux and let him know you wish to contribute and pay him later. Any amount, small or large will help defray expenses. This year coinciding with the imagery of "Emerald City", "Ruby Slippers", "Over the Rainbow" and the "Crystal Wand", we are offering glass and crystal items in rainbow colors as prizes

Thursday night after 5 PM is setup for the Show and Friday, all day is setup for the Sale. Come help and join in the fun.

Betty Ann will review preparation for the Show at the November Workshop. **Show Schedules and Show Entry Cards** will be available at that time. If you are unable to attend the November meeting, in the days following the meeting you can call Betty Ann and arrange to pick them up from her at her convenience.

The Sale and Show are for the benefit of our membership and the community. Bring friends and relatives and introduce them to your bromeliad hobby.

The October Program



Our more experienced bromeliad collectors and growers will remember that Paul Isley has been involved for much of his adult life with bromeliads and especially with the search for, the hybridization of and the sale of Tillandsias. He has been the co-owner of Rainfoest Flora in Los Angeles, Ca for over three decades, has authored several publications and books and is sort after as a speaker by societies and for bromeliad conferences. More recently he has limited the tillandsias he sells to only clones of tillandsia species and hybrids, which he has grown or developed himself at his nursery.

Provided with the final proof of his newest book and lots of plants for display and sale, Paul discussed numerous slides depicting plants covered in his book - Tillandsia II. Many thanks to Paul and his family for taking time from his Florida vacation to talk about this bromeliad Genus, and show us his great photographs with interesting narrations.

Nominations of Officers for 2010

The Nominations Committee, with Mary Scofic as Chairwoman, presented the slate of nominees for the officers' positions for CBS for the upcoming year at the October meeting. At this time the nominees are:

President- Eleanor Kinzie
Vice-President- John Cassani
Secretary- Ross Griffith
Treasurer- Betty Ann Prevatt

At the November meeting, additional nominations may be offered for all positions from the membership. If any qualified members would like to run for an office, please let Mary Scofic know. Officers will be elected by the membership at the November meeting and will be installed at the Holiday Party on December 13th.

The 2009 CBS Holiday Party

Please mark on your calendar - The CBS Holiday Party's Date **has been changed** from the third Sunday to the Second Sunday of December

**The 2008 CBS Holiday Party will be on:
Sunday, December 13th**

We are fortunate enough to again be offered the venue of Betsy and Bill Burdette's home in Buckingham.

The only Society business will be to install our officers for the year 2010. Otherwise our time after 12 noon until we finish the raffle, usually about 4 PM, will

be spent entertaining ourselves with games, our great holiday raffle, food and the company of our friends and fellow members.

Members are asked to bring a favorite holiday dish to share, such as casseroles, vegetables with dip, little sandwiches, cakes or cookies. CBS supplies the paper and plastic goods, iced tea and a meat entree. If you prefer other cold drinks, bring your own, there will be plenty of ice. You should also bring a card table or TV tray and folding chair just in case.

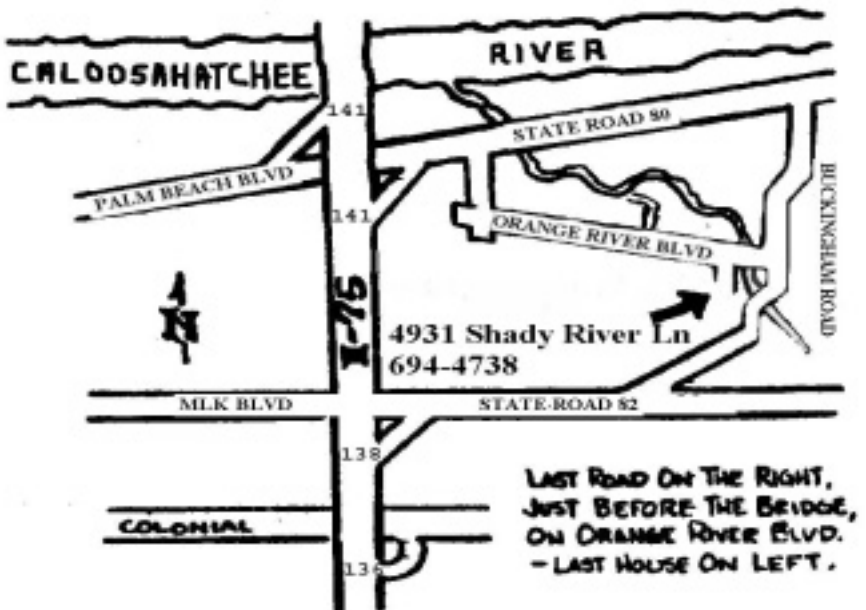
Try to arrive around noon with your goodies so that the kitchen can be arranged buffet style. For those of you that cannot get there early, remember that we do not start to eat at noon. That is the setup time. We will eat when the most folks have arrived and the crowd starts to grumble. That is usually close to 1:00 PM.

After lunch there will be a raffle of bromeliad plants and items brought by members as gifts (no, you don't have to wrap and ribbon them). But, they should be nice, clean bromeliads or bromeliad related items that anyone would want to win. This year we are opening donations to other plant families such as orchids, ferns, fruit trees, native plants, etc. We are a diverse group of growers, who enjoy many different plants, so if you have extras of other types of plants donate them to our special holiday raffle. Tickets are still 3/\$1, so buy a lot.

Yes we are planning games and our Holiday contest as usual. The type of contest will be described at the November meeting. If you don't attend the meeting discuss the contest with others at the Sale.

New members or anyone that needs more information, call your Editor (Larry Giroux) at (239) 997-2237 /239-850-4048 or Betsy at (239) 694-4738. Check out the map on this page for directions.

Bring your significant other, friends and relatives and expose them to our hobby, while enjoying the hospitality of our terrific hosts and their home.



Bromeliad Expose By Larry Giroux

Although to exhibit a Decorative Container entry, you must enter a complete plant, which you have owned and grown for six months, this restriction does not apply to artistic arrangements. Live and /or dried materials recently acquired may be assembled into an arrangement just prior to the show.

Again this year, we are including in the schedule a section for Mini-arrangements. Many years ago these were common entries in a World Bromeliad Conference Show; we started to allow these again in the CBS Show 2 years ago and had several interesting entries. These miniature arrangements will use the same themes as the normal sized Artistic entries, but will be restricted to 6 in. (15 cm) cubes with an open front and top. The arrangement will not be allowed to protrude from the space. The same Elements and Principles of Design used to create the normal sized arrangements should apply. The same point scoring will be used by the judges for both types of arrangements. Exhibitors are expected to provide their own containers and materials necessary to assemble their arrangements, the CBS will provide the white, 6 inch cubes. You can use fabric or paper to change the inside color if you wish. We do request that you contact Steve Hoppin or Betty Ann Prevatt if you plan to enter **any kind of artistic arrangement**, so that we have ample space and cubes ready for your entries. Please notify the above noted individuals at least one week before the Show. Themes for entries will be published in the Show Schedule.

For those of you who are new to entering Artistic Arrangements, I would like to give you an introductory course to artistic arranging. I have modified an article I wrote for entrants of the World Bromeliad Conference in Cairns and first published in the BSI Journal and have reprinted it here. There are several mini-courses available on line, mostly devoted to flower arranging and Ikebana. There are innumerable books available from your club or community libraries on this topic.

The Art of Arranging

First keep in mind these three simple rules-

1. Keep it simple. Limit the types and amount of materials and colors. A busy design is seldom eye appealing.
2. Do not interpret the theme literally. You are not out to create a scene. Think of your design as an abstract painting and convey the theme more subliminally.
3. And although there are rules, which the judges will use to evaluate the entry, this is an artistic work and expressive outlet for you; so be creative and have fun doing it your way.

Just as the vase or piece of wood is a component of your design, the **Elements of Design** are the subjective components of which your arrangement will be constructed.



“Imagine a Sea of Bromeliads”

Two of the three rules I mention as a guide in the included article, were not adhered to in this design. One: This is far from a simple design. There are nearly 10 different single or multiple clumps of tillandsias with little or no relationship between them. There are also numerous accessories scattered throughout the design. Our eye is confronted with a variety of textures, forms and sizes. The weight of the container and the exposed sand created by size, color dominance of the space, is somewhat overwhelming.

Positioning of some of the objects give instability to the design.

No distinct line is established; rather, the observer is forced to bounce between one form then another, with no primary directional rhythm or motion. Two: The apparent “Sea” theme was literally interpreted, resulting in an underwater scene. In this arrangement the bromeliads are secondary to the design with the sand, coral and shells primary elements to the visual effects. Judges try to write constructive criticism on the back of the entry card for red ribbon winners as in this case. Appropriate comments might be – Although the plant materials are in excellent condition the use of a smaller and a flatter darker base; scattered, darker stones for top dressing rather than sand; fewer plants

and allowing these to dominate the design, rather than the marine accessories, would have created a more appealing design.



A nicely arranged design with plants of bright contrasting colors, patterns, textures and rhythmic lines.

“Building With Broms”

Materials of varying textures in shades of lavender and gray with a splash of color earned this mini-arrangement an AM ribbon. Selection of accessories, which work with the organic components of the design is essential to an overall successful arrangement.

When working within the space of the cube, be careful that all components remain in the space. A point or two was taken off for less than 1/2 inch protrusion of the top of the design outside of the cube.

“The Outback”

This entry won the Morris Henry Hobbs Award for the Best Artistic



Entry at the 2008 WBC. The judges felt it was the best design of the Decorative Containers and Artistic Arrangements and that as an Artistic Arrangement it followed the Principles and Elements of Design. Please note the use of weathered wood, rocks, earthy tones and the single accessory -a snake, to convey the theme “The Outback” in an abstract rather than scenic manner.

“Magical Kingdom”

This very simple design demonstrates much of what is discussed in the article. The mat helps define the space and how tall and wide the arrangement should be. The lines, color changes and shape create rhythm. Textures give interest and dimension to this Artistic Arrangement. Please note that the 3” x 5” card with the title and material description is placed at the point at which the exhibitor wishes the design to be viewed for judging.



All photos by Larry Giroux



Dried plant parts, used with or without live parts can produce a beautiful effect as seen here in this mini-arrangement, Various dried aechmea inflorescences where used with a matching vase.

Selection of a container, accessories and plants of harmonizing colors, patterns and textures , arranged in a shape, which stirs the emotions of the observer are essential for an award winning arrangement.



At the WBC in Cairns, we brought back mini-arrangements by encouraging non-Australians to enter using plant parts donated by Australians. (Visitors were not allowed to bring dried or live plants into Australia.) We had 14 mini-arrangements exhibits. This abstract design using billbergia and puya leaves and aechmea blooms stuck into a styrofoam ball, won the Mini-Artistic Arrangement Section.

I would say that usually the typical store bought floral arrangement meant for your dining table would not be an appropriate show entry; however, this exhibit, which might have fit into that category, helped along by a limited color palette and the use of a vine moving throughout the design earned it the top Artistic Arrangement Division Award at the WBC in Cairns, Australia.



Twisted wire and parts of a larger aechmea inflorescence, created this mini-arrangement, which beat out several other regular table top arrangements for the MHH Award.



The condition of the plant parts still figure heavily in the score when judging an arrangement. This AA received a blue ribbon due to the spent inflorescences and the condition of the leaves of the tillandsias.

Although the CBS does not have this Section in its Artistic Arrangement Division, other Societies here in Florida include a “Table Setting Design” Section to compete with other artistic arrangements. The bromeliad arrangement is still the most important portion of the design, judges also take into account the table setting and its harmony with the plant arrangement.



This unusual artistic design entry using tillandsias including *T. usenoides*, shells and a sea urchin underwater, won the Artistic Arrangement Division. Terrariums may also be entered into our Bromeliad Show, but are considered Decorative Containers. All photographs by Larry Giroux



Space – The real space is what you are given on the pedestal or tabletop or within the cube. You need to consider the scope of your design and how it will fill your given space. The space within and between the plant material and the accessories determines how cluttered your arrangement appears. A good example of “space” is what the difference would be between a clump of flowers in a bucket and the same flowers arranged in an open bouquet.

Line is the one-dimensional component of an arrangement and serves as the primary foundation of the design. Judges are requested to stand about 1 meter (3 feet) from the arrangement when evaluating it. The lines create a skeleton and visual path for the observer. If the eye loses its way or becomes stalled traveling through your design this is a major fault.

Form on the other hand is three-dimensional. Forms and the shadows on them give perspective and depth to the design. This is seen especially with Ikebana, when flowers are placed in a more natural fashion; some in profile while others face forward.

Size is not only a factor of dimensions, but influenced by weight given to an object by color, texture and pattern. The use of darker containers rather than white is an example of how size can be influenced by color.

Colors just as they affect our moods in our lives, elicit strong reactions to the observer when used in an arrangement. Understanding of the color wheel, what are the warm and stimulating colors, which are the soothing colors and when to use them will go a long way to creating a pleasing and award winning arrangement.

Texture – Although judges are not allowed to touch an exhibit, just as smell can create a taste, our sight feels textures. Textures influence form and color and provide an unobtrusive variety, which creates visual interest.

Pattern results from the assemblage of the lines, forms, shapes and spaces within the design. An example that comes to mind is a design using a flat upright rectangular piece of stone. After assembling and attaching your plant materials, the final pattern your eye sees is a flat rectangle. Instead, if we had used a same sized piece of trellis and had attached the plants and had them crawling their way up and off the wood, we create a pattern that utilized several of our elements and is more pleasing to the observer.

Whether we are observing a house, car or dress, it is the influence of the **Principles of Design**, which determines if something looks appealing. The six Principles of Design as applied to artistic arrangements are usually associated in pairs.

Balance and Rhythm – The design should appear as it follows the laws of nature and not contrived like a tower of cards. **Balance** as determined by the design’s visual stability should exist on all planes. Better that it be bottom heavy than top heavy, better to have depth than just two dimensions and better that it have a triangular shape or pyramid shape than a upright rectangle shape. All of this can easily be done with selection of forms, colors, space and textures. **Rhythm** or the movement of our eye on the other hand is created by lines, gradation of the size of objects and change or the lack of it, as we move through the design.

The pair of **Proportion and Scale** refers to amounts and size. **Proportion** references the relationship of the amounts of the elements to each other within the entire

design. For example we compare the amount of space to the bulk of objects or the size of the container to the plant mass or one color group to another within the design. This does not mean that all has to equal, but the proportion of the components needs to be consistent throughout the design. **Scale** refers to size in the bigger picture of the design. For example the base or container should not overwhelm the plant material or the design should not be stuffed into the space available. Both these faults are distracting to the overall entry's appearance.

Contrast and Dominance keep the arrangement from being boring and help unite the design. Experience has determined that **Dominance**, which is synonymous with repetition, can be created by letting one color, plant material or form predominate. Introducing a smaller amount of difference or **Contrast** to the predominate elements creates a more interesting look. Excess contrast is an eye stopper and defeats the purpose of other elements.

Artistic bromeliad arranging requires a certain knack as does many artistic endeavors, but as I said earlier, each design is a personal work of art and provides us opportunities to be creative while enjoying our favorite plants even more. Try your hand at Artistic Design; it can feel very rewarding.

SHOW AWARDS

At every CBS Show, we provide plaques from the Bromeliad Society International and the Cryptanthus Society. In addition we give prizes to major award winners. This year keeping with the imagery of "Emerald City", "Ruby Slippers", "Over the Rainbow" and the "Crystal Wand", we are offering glass and crystal items in rainbow colors as prizes. In the past months I have been requesting donations to fund these awards, which will cost hundreds of dollars. We have had several members agree to sponsor special "Best of" Awards in honor of a loved one. We could still use additional contributions to pay for other awards. Any amount - \$5, \$10 or \$15 toward the CBS General Awards Fund would be greatly appreciated. Below are the Awards being given at our 2009 CBS Show.

BEST OF SHOW, HORTICULTURE, The MULFORD B. FOSTER AWARD, engraved plaque -Donated by The Bromeliad Society International. Award provided by CBS.

BEST OF SHOW, ARTISTIC, The MORRIS HENRY HOBBS AWARD, engraved plaque -Donated by The Bromeliad Society International. Award provided by CBS

SWEEPSTAKES- provided by by CBS

BEST OF DIVISION - 4 awards provided by CBS

BEST OF SECTION - 14 awards provided by CBS

BEST OF JUDGES ENTRIES - sponsored by Eleanor Kinzie and Betty Ann Prevatt in memory of their beloved daughter and sister, Marie Bessellieu.

BEST NOVICE AWARD (Blooming or Foliage) - provided by CBS
BEST CUT INFLORESCENCE - provided by CBS.
BEST UNNAMED BROMELIAD - provided by CBS
BEST ARTISTIC EXPRESSION - provided by CBS
THE BOB WHITMAN BEST CRYPTANTHUS SPECIES AWARD
- plaque donated by the Cryptanthus Society; award provided by CBS
THE WARREN LOOSE BEST CRYPTANTHUS HYBRID AWARD
- plaque donated by the Cryptanthus Society; award provided by CBS
BEST MULTIPLE CRYPTANTHUS AWARD - donated by Dr. Larry Giroux in memory Bob Whitman.
THE CRYPTANTHUS SWEEPSTAKES - donated by Dr. Larry Giroux in memory of his mother, Carolina Giroux.
BEST TILLANDSIA SPECIES – donated by Mary McKenzie in memory of her mother-in-law, Gene McKenzie
BEST NEOREGELIA AWARD - donated by Peggy Bailey in memory of her husband, Joe Bailey
BEST DYCKIA AWARD - donated by Brian Weber
BEST OVERALL SPECIES AWARD - donated by Stephen Hoppin
MEMBERS CHOICE - The CARLTON - CREGO AWARD - provided by CBS

The 19th World Bromeliad Conference

WHAT ARE YOU WAITING FOR?

If you haven't registered for the 2010 World Bromeliad Conference, the question is – ***Why Not?***

Maybe it's the prospect of sweltering days and muggy nights that's holding you back!

Don't let the heat interfere with an opportunity to attend seminars, sales, raffles, auctions and best of all, renew old acquaintances – enjoy the food and hospitality of the Big Easy.

If you missed the June 30th registration price break, be sure to take advantage of this one. The conference rate is now \$175US until April 30, 2010. Save \$25US as the conference rate increases to \$200 after April 30, 2010.

The Astor Crown Plaza Hotel is conveniently located at the corner of Bourbon & Canal Streets, the entrance to the French Quarter. You won't need a car during the conference, so after you unload all your plants for the Show & Sale, park less than 6 blocks from the Hotel for less than \$10 a day.

The hotel borders the French Quarter and is within walking distance to world-renowned restaurants, museums, the Aquarium of the Americas, the Audubon Insectarium, the Riverwalk shopping mall and Harrah's Casino.

The following BSI members are serving as Committee Chairmen and working very hard to meet your expectations. If you have questions or would like to volunteer your assistance, please contact the appropriate team member:

BSI Representative & Chairman – Jay Thurrott, Conference Coordinator – Bonnie Boutwell, Show Chairman – Tim Calamari, Treasurer – Keith Schexnayder, Sale

(Continued on page 21)

Clone preservation project update - Oct 2009


By Alan Herndon

Terrie Bert pointed out that my treatment of the relationship between *Aechmea fasciata* and *Aechmea dealbata* was so terse that it could easily be misinterpreted. I fell into the error of writing in my own internal shorthand (one of the disadvantages of working without an editor), and failed to catch it. An expanded explanation follows.

In almost all natural plant species, there is a range of genetic variation in all important characters. This means plant shape, leaf shape and markings, inflorescence size and branching, flower size and color all vary (within limits). We don't see the full range of variation when dealing with cultivated plants. In fact, we may only have a single clone of *Aechmea dealbata* in our collections (although I am trusting some of you will yet prove me wrong), so we have no genetic variation to examine. When we do have several wild-collected clones in cultivation (as in *Aechmea fasciata*), we have a better (though still incomplete) feel for the natural variation within the species. When I said *Aechmea dealbata* is very similar to *Aechmea fasciata*, I was thinking about comparing *Aechmea dealbata* to the range of *Aechmea fasciata* clones in my own collection. *Aechmea dealbata* looks like the smaller plants of *Aechmea fasciata* in terms of size, leaf shape, inflorescence shape and inflorescence structure. This does not, nor was it intended to, imply that *Aechmea dealbata* is taxonomically identical



Aechmea dealbata



Aechmea fasciata

Photos by Larry Giroux



Close-up of banding on *Tillandsia hildae* and *Aechmea chantinii* 'Black'
Photos by Larry Giroux

to *Aechmea fasciata*. As mentioned, the bracts of the inflorescence are darker and duller in *Aechmea dealbata*. Also, the petals are different in color from those found in *Aechmea fasciata*. These are potentially significant characters in the taxonomic sense (i.e. they can be used to separate two taxonomically distinct plants). Indeed, *Aechmea dealbata* is currently treated as a distinct species. Please let me know whenever you find a passage in these updates confusing or incomprehensible. There is probably a rational explanation for what I said even if I was unable to articulate it correctly.

I also want to take the opportunity to expand on something I said during the discussion of *Aechmea chantinii* cultivars. In describing the banding, I said the white bands were formed by trichomes while the dark bands were areas without trichomes.

If you are examining the leaf through a hand lens, this would be an adequate explanation. At higher magnification, it is clear that trichomes are more-or-less evenly spread over the leaf surface. In the white bands, there is a margin of cells on the trichome that stand out from the leaf surface. These cells scatter light very effectively to give the white appearance. In the dark bands, the cells of the trichome are pressed against the leaf surface and do not modify the color of the surface at all. The trichomes with the upright margins may be physically different from the trichomes with spreading margins (say, by having an extra ring of cells), but I do not have the equipment to determine this. In any case, it is an interesting ques-

tion why the two types of trichomes tend to occur in groups rather than being scattered randomly.

I would also like to point out that similar banding (though never so evenly distributed) is seen in several other bromeliad species. Some forms of *Aechmea fasciata* and *Aechmea nudicaulis* come immediately to mind. *Tillandsia hildae* also has quite strong banding. I haven't looked at these plants carefully to see whether the banding has the same origin. The case of *Tillandsia hildae* will be especially interesting because the silver-leaved *Tillandsia species* in general have trichomes that become fully saturated when given water and cease scattering light. You can see the dramatic difference in the leaf color of these plants when you water, and you can watch the silver return to the leaf as the surface dries out. With *Aechmea chantinii*, and the other *Aechmea species*, the color difference between wet and dry leaf surfaces is much less pronounced. This suggests the upturned margins on the trichomes (of *Aechmea chantinii*, at least) never become saturated.

Nat DeLeon provided more information on the *Aechmea chantinii* cultivar 'Dark DeLeon'. It has stiff, more-or-less erect leaves with a dark ground color and uneven banding. In other words, it will be similar to *Aechmea chantinii* 'Pink Goddess' with a dark colored leaf. At this point, I do not know what the inflorescence will look like.

Wally Berg was, aside from being a great collector and grower of bromeliads, an inveterate list maker. He kept track of several numbered series of collections. The most important series was the BAB series of plants from Brazil. Many of these were plants collected by Wally Berg and John Anderson in their travels. Some were plants they found in the gardens of important Brazilian collectors. Relatively detailed information is available on the collection localities of all plants. I have heard of some 250 plants in this series.

Wally Berg's collection was dispersed through an auction held after his death and many of the plants went overseas. However, he shared plants with many other collectors before his death. John Anderson also had a (presumably) complete set of the BAB plants that he, likewise, shared with others. The question is whether we can still identify and preserve all of the plants in this series.

If you have plants in your collection with BAB numbers, please let us know. (Take care to note that there is also an EAB series of plants collected in Ecuador. Right now I would like to concentrate on BAB numbers.) You can use the format introduced last month.

Two points to remember when producing your list: the plants were distributed under names that were sometimes provisional so more than one name might be associated with some plants in the series. In addition, the simple numbering system used is prone to errors in transmission. For instance, BAB 191 could easily be interpreted as BAB 194 if a stray mark showed up on the tag, or the opposite could occur just as easily. It should be possible to correct many of these errors and provide a centralized list of

names for each plant in the series. I have many plants from the BAB series in my own collection, and will have them in spreadsheet format by next month. In the meantime, if any of you has access to the original listing for the BAB series (or any other Wally Berg series), please share it with us. I would provide a solid baseline for the database.

Finally, please remember to let me know if there are other people who might be interested in receiving these updates.



The plant in the photo above was originally submitted to Marie Selby Gardens and Harry Luther by John Anderson as BAB 190. In the Selby collection it was tagged SEL 1997-0348. Subsequently, Harry Luther was able to identify it as *Cryptanthus pseudopetiolatus*. There have been 11 BAB cryptanthus submitted to Selby Gardens since 1997. Of these only 5 have been identified. It is unlikely that the other 6, which may represent new species, will ever be described until they are recollected and submitted to a taxonomist for identification and naming.

There is good news for exhibitors who are growing these plants. The Cryptanthus Society at its last Board of Directors' meeting voted to allow those "numbered" cryptanthus, listed in their publication -Special Rules and Eligible Cryptanthus for Cryptanthus Society Show Awards, which still have not been officially described, to be eligible for Cryptanthus Society Awards using their "numbered" name.

Although this ruling applies only to Cryptanthus Society awards and not to any other major show awards, The Cryptanthus Society hopes to petition the Judges Handbook Committee and change this. Photo and caption by Larry Giroux.

Minutes of the October 18th, 2009 CBS Meeting

DATE: Sunday, October 18, 2009

LOCATION: St. John the Apostle Metropolitan Church, Fort Myers, FL

ATTENDANCE: 59 members and guests

WORKSHOP: 1:15 PM. Brian Weber, 2009 Show Sales chairman, explained the rules for selling at the show in December and gave hints how to maximize sales.

CALL TO ORDER: 2:00 PM. Donna Schneider welcomed everyone and guest, Donna Johnson. Our meeting agenda was turned around and we had the program first. Betty Ann Prevatt introduced our speaker, Paul T. Isley III, his son, PJ, and his son's friend, Tom. Paul is a collector, author and hybridizer, among his many interests and accomplishments from Rainforest Flora, Inc. in Torrance, CA, founded in 1974. He is the author of Tillandsia, Tillandsia II and Deep Voyages-Titanic.

PROGRAM: Paul Isley's program covered his hybridizing of tillandsias, his new book due for release soon and his massive retail operation in California.

REFRESHMENT BREAK: Provided by Sue Gordon, Mary McKenzie and Kay Janssen.

OLD BUSINESS: Gail Daneman reported that the bus trip to the Extravaganza would cost members about \$50.00 each and in so much as only four people have signed up, the bus trip is probably off. Larry Giroux reminded members to save next month's newsletter as it is the last one of the year and will have the information about the Holiday Party.

NEW BUSINESS AND ANNOUNCEMENTS: Nominating Committee Chair Mary Scofic following input from other members presented a proposed slate of officers for next year. President - Eleanor Kinzie; Vice-President - John Cassani; Secretary - Ross Griffith; Treasurer - Betty Ann Prevatt; Librarian - Kay Janssen. Vicky Chirnside gave a report on BSI activities, including the clone preservation project and the weevil project with Dr. Frank. Concerning the Extravaganza, each society has been asked to donate five plants or related items for the November 13-15, 2009 event. Larry and Steve have offered to take donations of anyone not going to the Extravaganza. Registrants should be up there early to take advantage of the "early buy" sale occurring on Friday evening. Cheaper hotel rates have been extended to October 30th. The \$12.00 Sunday bus tour includes 3 nurseries/ gardens. Refreshments will be provided on the bus. Mary McKenzie gave the Garden Council announcements. Brian Weber said to get hold of Betty Ann to get sale tags for your Show plants and Sale plants at the November meeting since he will be unable to attend that meeting. Steve Hoppin announced that our next meeting will be on 'plant preparation for the Show' by Betty Ann. As far as advertising for the Show and Sale, Betsy Burdette said everything is in motion but dependent on members to get the fliers out. Next month she will bring 50 signs for members to put

out the weekend of the show (and taken down immediately after the show). The Christmas party will be at the Burdette's home one week earlier this year than normal. It will be held the week after our show on December 13th. The Treasurer's Report was available on the head table. It was announced that Lyle Bowen will have an Open House Sunday, November 1st. Teri Lazar received quite an honor this past month. She was named Citizen of the Year by the Hendry Co. Chamber of Commerce. This was in part for her major contributions to the landscaping of a ecological park in her home County. Way to Go, Teri!

DOOR PRIZE: Ross Griffith won the Neo. Margaret donated by Buddy Singleton.

SHOW & TELL: Conducted by Steve Hoppin

RAFFLE: Conducted by Larry Giroux and assisted by Ross Griffith and Dolly Dalton.


ADJOURNMENT: 5:07 by Donna Schneider.

Respectfully submitted by:

Luli Westra, CBS Secretary

Read the Expanded Newsletter

I have been asking members who have e-mail, if they can start receiving the Meristem exclusively by e-mail and I have gotten a good response from the membership. I want to remind the members that even if they can not receive the e-mail version mainly because they have dial-up internet service, they can still go to www.fcbs.org and read the expanded Meristem directly online. The November-December issue has pictures of Artistic Arrangements. Go to www.fcbs.org to view this expanded electronic issue, if you are not already opting to receive it or let me know if you want me to send it to you. Editor



CBS presents at
Terry Park,
Fort Myers.
Judged Standard BSI
Show on Friday,
December 4th 2009
Show and Sale open
to the public
Saturday, Dec 5th
& Sunday, Dec.6th

Chairman – Ann Jenkins, Rare Plant Auction – Charlie Birdsong, Seminars – Gary Simon, Tours – Dale Ramsey, Raffle & Silent Auction – Sara Donayre, Conference Program – Penn Goff.

We have elected to make additions to the traditional event schedule; we hope you enjoy the changes:

On Tuesday evening of Conference week, your registration includes a Meet & Greet event with light appetizers and a cash bar. On Friday afternoon we are planning a Poster Session to present topics of interest to BSI members. Also, on Friday evening we have arranged to have an optional Buffet and Cash Bar available while you preview the Rare Plant auction items.

Spouses and partners who are not registered for the conference will be able to purchase tickets for the Home Tours, Optional Tours and Banquet, space permitting and cost to be determined.

We are making an effort to give you up-to-the minute information on conference plans and events. Please share the following information with fellow BSI members and encourage them to register for WBC 2010.

See you in the Big Easy!

Bonnie Boutwell Conference Coordinator

Calendar of Bromeliad Events

November 13-15, 2009

The FCBS Bromeliad Extravaganza, hosted by the Bromeliad Society of Central Florida, will be held at the Renaissance Orlando Hotel Airport in Orlando Florida, Sales, Seminars, Tours, Banquet and Rare Plant Auction. Information to follow.

December 4-6, 2009

The Caloosahatchee Bromeliad Society's Show and Sale, Terry Park, Fort Myers, Florida. Judged Show on Friday with Show and Sale open to the public Saturday Dec 5th- 9AM-5PM and Sunday 10AM-4PM.

December 13, 2009

The CBS Holiday Party

July 26-August 1, 2010

The BSI World Bromeliad Conference - Bromeliads in the Big Easy (Astor Crowne Plaza - New Orleans). "Catch the Fun".

To all of our our readers

Join the Bromeliad Society International

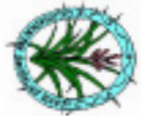
for less than \$0.80 per week

Join the Cryptanthus Society

for less than \$0.40 per week

and as a first time subscriber the CBS will pay for 1/2 of the first year. So for \$0.60 per week you can get 2 great colorful Journals and be part of the bigger picture.

See Betty Ann Prevatt for more information.



Caloosahatchee Bromeliad Society
3836 Hidden Acres Circle N
North Fort Myers, FL 33903
E-mail - Drlarry@comcast.net



The winner of the
Morris Henry
Hobbs Award at
the Southwest
Bromeliad Guild
Show in Baton
Rouge, Louisiana
consisted of 3
inflorescences of
guzmanias
carefully placed in
a vase with pieces
of twisted grape
vines. Simple, but
demonstrating the
elements and
principles of
design looked for
by the judges.

*The November program will be devoted to the basics of Botany,
presented by Bruce McAlpin*

*There will be NO separate December Newsletter. Information about
the Holiday Party is in this issue.*

Membership Dues (\$15/single, \$20/dual) are due by the January meeting!