




# FLORIDA COUNCIL OF BROMELIAD SOCIETIES

Volume 39  
Issue 3  
August 2019





## TABLE OF CONTENTS

---

2019 FCBS Officers and Representatives, Committee Members, Florida BSI Officers.....	3
I love Bromeliads by Carol Wolfe.....	4
2019 Bromeliad Extravaganza.....	5
Bromeliad Extravaganza Hotel Information.....	6
FCBS Council Meeting by Jay Thurrott.....	7
Sun-and Salt-tolerant Bromeliads Part III by Theresa M. Bert.....	8
New Judges School Begins by Jay Thurrott.....	15
Acanthostachys strobilacea by Tom Wolfe.....	17
Odds and Ends by Jay Thurrott.....	18
Seminole Bromeliad & Tropical Plant Society Sale.....	19
2020 Bromeliad World Conference hosted by Sarasota Bromeliad Society.....	20
Bromeliad Society of Central Florida Show.....	21
Judged Bromeliad Shows & Artistic Division by Tom Wolfe.....	23
2019 Calendar of Events.....	25

PUBLICATION: This newsletter is published four times a year, February, May, August, and November, and is a publication of the Florida Council of Bromeliad Societies. Please submit your bromeliad related activities, articles, photographs, society shows, news and events of your society. DEADLINES FOR SUBMISSIONS ARE:

**February issue deadline is January 15; May issue deadline is April 15th; August issue deadline is July 15; and November issue deadline is October 15th.**

COPYRIGHT: All materials contributed and published in this FCBS Newsletter are copyrighted and belong to the author/photographer. The authors/photographer have given permission to use the materials and pictures for educational purposes with credit given to the authors/photographers. Commercial use of this material is prohibited.

FCBS TAX DEDUCTIBLE RECEIPTS: The Florida Council of Bromeliad Societies, Inc. is a 501(c)3 Non-Profit Corporation, incorporated in the State of Florida. Please make your contributions for 2019 tax deductible receipts by going to FCBS.org to make online contributions through PayPal or mail check or money order to FCBS Treasurer: Sudi Hipsley, 6616 Tuscawill Drive, Leesburg, FL 34748-9190. If you have questions regarding your contribution, please call Sudi at 352-504-6162.

Cover Photograph: Neoregelia Yukon Jack ©Photo Carol Wolfe



## 2019 FCBS OFFICERS



Mike Saunders  
2019 Chairman  
Bromeliad Society of Central Florida



Tom Wolfe  
2019 Vice Chairman  
Bromeliad Guild of Tampa Bay



Sandy Burnett  
2019 Secretary  
Gainesville Bromeliad Society



Sudi Hipsley  
2019 Treasurer  
Seminole Bromeliad Society

### VOTING REPRESENTATIVES:

#### **Bromeliad Guild of Tampa Bay**

Tom Wolfe, bromscape@hotmail.com  
Carol Wolfe, bromstudio@hotmail.com

#### **Bromeliad Society of Central Florida**

Betsy McCrory, betsymccrory@aol.com  
Mike Saunders, presbyter64@gmail.com

#### **Bromeliad Society of Palm Beaches**

Tom Ramiccio, tramiccio@aol.com  
Nick Bethmann, nbethmann@bellsouth.net

#### **Bromeliad Society of South Florida**

Michael Michalski, pgonza7782@aol.com  
Patty Gonzalez, pat.gonzalez3@aol.com

#### **Caloosahatchee Bromeliad Society**

Vicky Chirnside, dampearth@me.com  
Pete Diamond, lygodium63@hotmail.com

#### **Florida East Coast Bromeliad Society**

Calandra Thurrott, Calandra.thurrott@att.net  
Jack Dunlop, Jgdkoi@gmail.com

#### **Florida West Coast Bromeliad Society**

Susan Sousa, susansousa1@yahoo.com

#### **Gainesville Bromeliad Society**

Sandy Burnett, sandyojo@gmail.com  
Chris Waldman, venice39@cox.net

#### **Sarasota Bromeliad Society**

Marian Kennell, mmkennell@verizon.net  
Nancy Abramson, abramsnan@aol.com

#### **Seminole Bromeliad & Tropical Plant Society**

Sudi Hipsley, sudii@embarqmail.com  
Greg Kolojeski, gkolojeski@gmail.com

#### **Treasure Coast Bromeliad Society**

Lyn Marino, teammarino@bellsouth.net

### COMMITTEES MEMBERS:

*The following Committee Members and guests are always invited to FCBS Meetings as Non-Voting Members unless serving in the dual role of Member Society Representative.*

#### **Al Muzzel Weevil Fund**

Tom Wolfe, bromeliadsociety@juno.com  
Jay Thurrott, cajat@aol.com

#### **FCBS Newsletter Editor**

Carol Wolfe, bromstudio@hotmail.com

#### **FCBS Roster Maintenance**

Susan Sousa, susansousa1@yahoo.com

#### **FCBS Webmaster**

Michael Andreas, webmaster@fcbs.org

#### **Weevil Research**

Howard Frank, PH.D, jhfrank@ufl.edu; Ron Cave, PH.D, rdcave@ufl.edu; Teresa M. Cooper, PH.D, SFBCP@savebromeliads.com

#### **BSI Officers and Directors from Florida**

Jay Thurrott Past President, cajat@aol.com  
Rick Ryals, Vice-President, rickryals@bellsouth.net

#### **BSI Directors**

Bruce Holst, bholst@selby.org  
Barbara Partagas, bpartagas@bellsouth.net  
Alex Bello, abel-lo1@dadeschools.net  
Gregory Kolojeski, gkolojeski@gmail.com

#### **BSI Archives Committee**

Steven C. Provost  
3fox3@att.net

#### **BSI Journal Editor**

Alan Herndon  
aherndon@bsi.org





*I love Bromeliads... By Carol Wolfe, Editor*

Bromeliad Friends:

The Bromeliad Society of Central Florida is to be congratulated on their great 2019 Mother's Day Show and Sale. Their hospitality was great and the plants were beautiful. I am happy to share several pages of beautiful bromeliad pictures from the show and as always, I only wish there was room in the Newsletter to share all the entries. If you did not get to see the show, I hope the pictures will bring you much enjoyment as you view them.

What an exciting time it is for bromeliad folks, especially those that live in Florida. We have a new Judges School that held its first class in Fort Myers and the second class is tentatively set for November 2, 2019 again in Fort Myers. Did you know that you can start Judges School with the second class? You can start any class and of course at some point you would have to make up any missed classes. Each class is separate and individual, therefore, you can enroll in any class at any time. Also, at each World Conference, a class is taught and sometimes a missed class can be made up at a World Conference. So it's not too late to register to become an Internationally Certified BSI Judge. You can contact Vicky Chirnside at [dampearth@me.com](mailto:dampearth@me.com) for more information.

This month, August 17th and 18th, the Seminole Bromeliad and Tropical Plant Society is holding that Annual Fall Sale. It's inside and air conditioned! A big plus in this Florida weather. See the brochure about the sale on Page 19.

**BROMELIAD EXTRAVAGANZA:** The next big event is the Bromeliad Extravaganza to be held in Orlando on September 20 - 21, 2019. The BSCF is hosting the event and it will be an exciting event. The next two pages contain information on registering for the event and hotel information. Hotel rates are only good until AUGUST 17TH so register now and we'll see you there.

It is hard to believe that less than a year from now our Sarasota Bromeliad Society will be hosting the World Conference. I hope that some of the articles in our Newsletter will help you as you begin to prepare for that special event and that you will be registering soon.

Recently, a friend recommended a book, *One Thousand Gifts*, by Ann Voskamp, I fell in love with her writing style. The book encourages you to keep a diary. Keeping a daily diary helps you to be alert to life's little things happening around you and in this busy, hectic world sometimes we forget to be grateful for the little pleasures and answered prayer God prepares for us. Since keeping the diary, I've enjoyed seeing new baby birds, just learning to fly, fluttering and playing in the bird bath, the breathtaking beauty of bromeliads right after a rain when the colors take on a magic shine, answered prayer for a 3 year old's lost luggage found at the airport, grateful for family and friends gatherings on July 4th and on and on.

Then, we had one of the worse lightning storms, (comparable to the no name storm of the century in the 90's) and our lights were constantly flickering off and on, lightning popping all around the trees, house, greenhouses, and yard with only seconds in between the strikes. When the storm was over, my computer, cable service, electrical outlets, golf cart charger, sprinkler system, etc. had been hit by the lightning.

As I opened my diary, I was discouraged over the computer and, of course, it was time for the FCBS quarterly newsletter to go out. As I started to write down all of our blessings, my discouragement truly turned to joy. I was grateful that God kept us safe during the storm, grateful that we had a roof over our heads (one family didn't as their house burned down from a lightning strike a few miles away), grateful for a bed to sleep in and a soft pillow to lay my head on for the night. Awe, the things God provides and we take for granted. After a good dose of gratefulness to God, He sent just the right person, who was able to extract all of my data, pictures, videos of the grandchildren, documents, and etc., onto a refurbished computer which is working like a charm! A real miracle! Now you know why the newsletter is late.

My heartfelt thanks for our wonderful contributors and great articles in this issue of the Newsletter from Jay Thurrott, Theresa Bert, and Tom Wolfe and for the very best proofreader, Calandra Thurrott. I hope our readers will email you and let you know if they enjoyed your articles!

#88 in my Diary: Grateful for such loyal contributors to the Newsletters and for you our readers!



**2019 BROMELIAD EXTRAVAGANZA**  
**Orlando, Florida**  
**(near Disney Springs)**  
**September 20th - 21st**

**2019 Bromeliad Extravaganza**

**[www.BromeliadX.com](http://www.BromeliadX.com)**

**Conference Registration Fee:**  
**\$100**

Sponsored by the **Florida Council of Bromeliad Societies** and hosted by the **Bromeliad Society of Central Florida**, this will be Florida's biggest Bromeliad event of the year! The **Bromeliad Extravaganza** will include a Friday Night Dinner (BBQ buffet), Saturday Workshops (four speakers), a Saturday Night Banquet (Italian buffet) with a Rare Plant Auction, and last (but not least), the biggest Bromeliad sale of the year in Florida.

The Bromeliad sale is open to the public on Saturday from 9 to 4.

Bromeliad growers and enthusiasts from all over Florida will bring a large selection of top quality Bromeliads for your purchasing pleasure. Those who register for the Conference will get first chance to acquire some of these fantastic plants on Friday evening.

**Hotel Reservations -The hotel room rate for Conference registrants is \$85 per night (plus taxes)** with one to five persons in a room. This rate includes an elaborate breakfast buffet and free parking.

You can select one of two connected hotels that are

Marriott Orlando Theme Parks/Lake Buena Vista properties that opened in October 2018:

- ♦ **SpringHill Suites** (407-635-8500) or
- ♦ **TownePlace Suites** (407-239-4005)
- ♦ They are located at **8040 Palm Parkway, Orlando, FL 32836**

To obtain the conference rate, call the hotel and ask for the special Bromeliad Extravaganza \$85 rate. The rate will also be available from Sept. 17th to 24th for those who would like to make a vacation out of their stay.

**You need to book by August 17th for this special rate.**



**The NEW SpringHill  
& TownePlace  
Suites Orlando Lake  
Buena Vista/Palm  
Parkway**

**Experience a New  
Level of Style,  
Comfort &  
Convenience!**



- Complimentary Breakfast Buffet
- 24 Hour Fitness Center
- Beach Style Entry Pool and Kid's Splash Pad
- Kid's Arcade Room
- Bar & Grill on site
- Pool Bar
- Laundry Facility
- Complimentary Wi-Fi



**SPRINGHILL SUITES™**  
MARRIOTT  
**TOWNEPLACE  
SUITES™**  
MARRIOTT  
Orlando Lake: Buena Vista/Palm Parkway  
8040 Palm Parkway  
Orlando, FL 32836  
SHS 407-635-8500  
TPS 407-239-4005





## FCBS Council Meeting in Ft. Myers hosted by the Caloosahatchee Bromeliad Society By Jay Thurrott

*Photos by Calandra & Jay Thurrott*



The Caloosahatchee Bromeliad Society was the sponsor for the June 22<sup>nd</sup> Florida Council of Bromeliad Societies' (FCBS) meeting. Debbie McPhail hosted the meeting at her home in Ft. Myers and council representatives had an opportunity to tour her beautifully landscaped yard.



**In addition to her extensive collection of bromeliads, Debbie has placed her original artwork throughout her garden.**

Topics covered at the meeting included the upcoming Extravaganza and the 2020 BSI World Conference. Dr. Howard Frank provided a summary of past activities aimed toward control of the Mexican weevil and expressed his concern over difficulties experienced in pursuing DNA work intended to compare the native *Tillandsia utriculata* with a Central American form.



**FCBS representatives (Left to Right): Richard Poole and Linda Sheets, representatives of FWCBS; and Mike Michalski and Patty Michalski (her back to camera) representatives of BSSF.**



**FCBS representatives (Left to Right): Vicky Chirnside, representative of CBS; Betsy McCrory and Mike Saunders, FCBS Chairman, Representatives of BSCF; Caloosahatchee Bromeliad Society: Betty Ann Prevatt and Dr. Larry Giroux**



## Sun-and Salt-tolerant Bromeliads

### Part III: *Dyckia*, *Encholirium*, and *Hechtia*

by Theresa M. Bert



It's funny how many words and articles it takes to say the same thing that can be said in one 45-minute verbal presentation with slides. This is the third installment in the series based on my presentation "Sun, Sand, and Sea—Bromeliads that Rise to the Occasion," which is about bromeliads that are sun-tolerant, drought-tolerant, and saltwater-tolerant; and I'm just halfway through the genera that I intend to write about. In this article, I'll describe the attributes of *Dyckia*, *Encholirium*, and *Hechtia* with respect to those traits. These three genera are succulent, terrestrial, and sun- and drought-tolerant; but in general, they are not well adapted for salty environments.

All are tasty to the dreaded Mexico bromeliad weevil (*Metamasius callizona*); but may not succumb to invasion by its larvae, unless there are many of them. It takes several larvae to consume the thick, succulent cores of most species in these genera. You may not be aware of an infestation until the weevil attains high abundance. Rabbits also like to munch on the leaves and can eat a plant down to the base. To avoid bromeliad weevil infestations, apply a systemic insecticide 2 – 3 times per years. Rabbits are a bit more difficult. The solution in my neighborhood was colonization by a band of coyotes. Very effective.

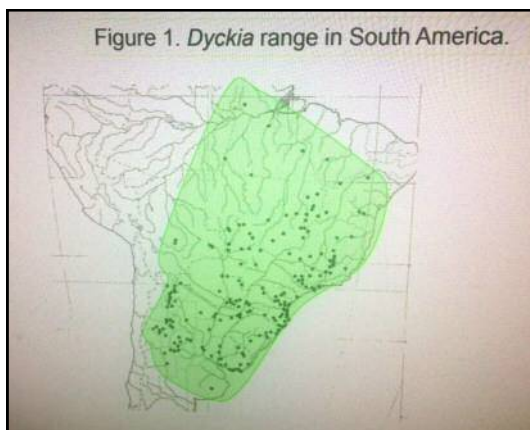


Figure 1. Approximate *Dyckia* range  
(map from Smith & Downs Flora Neotropica)

*Dyckia* is a rather large genus—171 species plus 11 sub-specific taxa (subspecies, varieties, forms). The center of *Dyckia* diversity is in east-central Brazil; but the genus ranges into Bolivia, Paraguay, northern Argentina, and Uruguay (Figure 1). The closely related genus *Encholirium* is much smaller—36 species—and has a narrower range. It has been found only in Brazil (Figure 2). The enigmatic genus *Hechtia* has 75 species and a markedly different range. It is one of the few genera that occurs only north of the Panama Canal and the only genus that is widespread only north of the Canal (Figure 3).

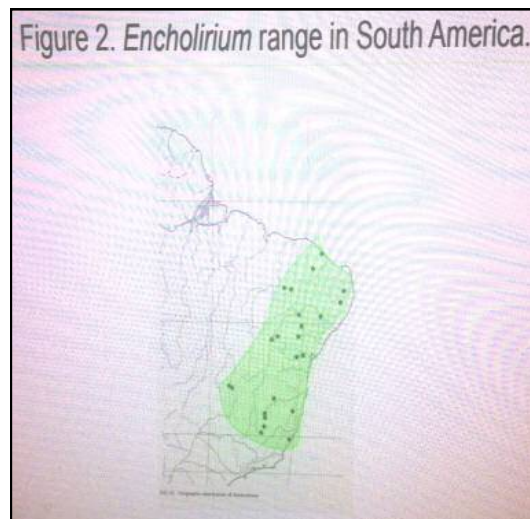


Figure 2. Approximate *Encholirium* range  
(map from Smith & Downs Flora Neotropica)

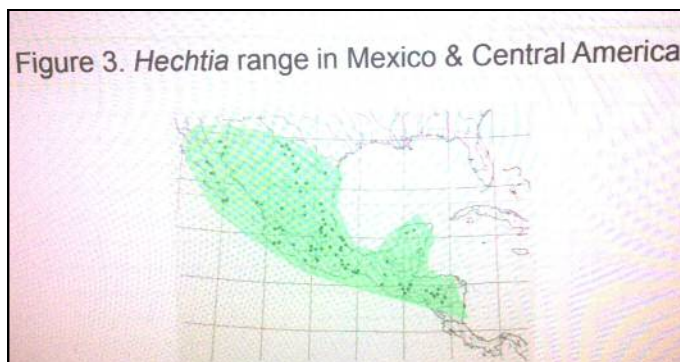


Figure 3. Approximate *Hechtia* range  
(map from Smith & Downs Flora Neotropica)





Believe it or not, the evolutionary ancestor of *Dyckia*, *Encholirium*, and *Deuterocohnia* was most likely a shade-loving, soft-leaved plant similar to or within the genus *Fosterella*. Nearly all species in that genus inhabit higher elevations along the eastern slopes of the Andes, and a broad area at the junction of Bolivia, Paraguay, and Argentina is the common range for all genera (Figure 4).

Since *Hechtia* is the second genus I've written about that ranges only north of the Panama Canal, it's appropriate to mention what may be the obvious. The ranges of the few genera that exist only north of the Panama Canal isn't due to the existence of the Panama Canal, which was constructed 1903 – 1914. The genus *Hechtia* is at least 18 million years old. Even the recently evolved *Androlepis*, *Ursulaea*, and *Hohenbergiopsis* (the other genera restricted to this region) evolved 2 – 5 million years ago. Clearly, some other barrier, and not the construction of the canal, restricted the ranges of these genera. The most recent reliable estimates of the time of closure of the Central American Seaway occurred in Panama at least 11 – 13 million years ago. That closure allowed plenty of time for *Hechtia* to disperse farther south, as many North and Central American plants and animals did, and eliminated the Seaway as a dispersal barrier for the more recently evolved bromeliad genera. Generally, south of Mexico, the climate is much more tropical, particularly wetter. Climatic differences may be a factor restricting range expansion for *Hechtia*, but should be less important for the other genera, which are more mesic. Examining the other numerous, complicated factors that could contribute to the range restrictions would require writing a separate article! So, for now, the limited ranges of the genera restricted to north of Panama will remain a mystery.

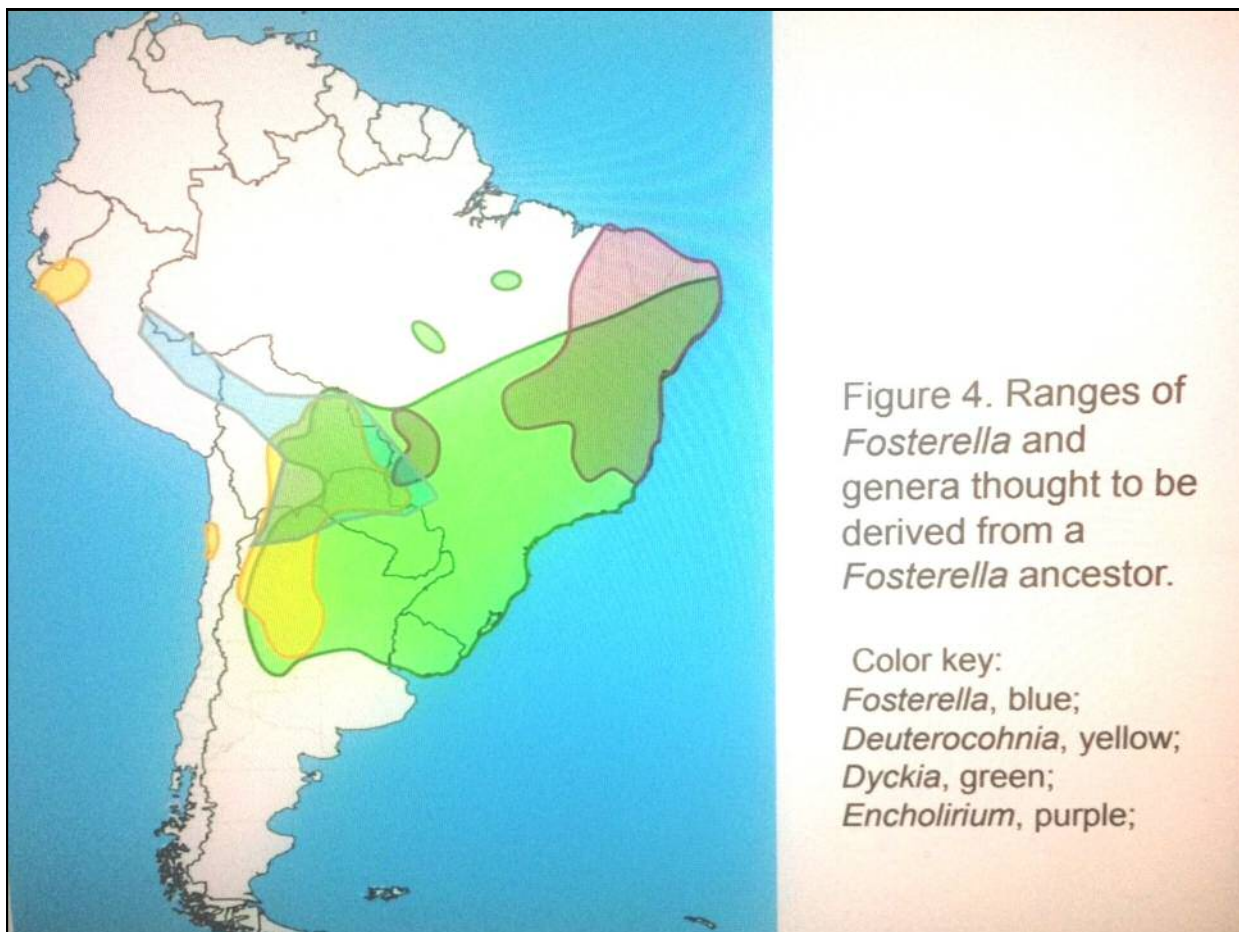


Fig. 4. from Krapp, F., et al. 2014.  
Phylogeny and evolution of *Dyckia* (Bromeliaceae)  
inferred from chloroplast and nuclear sequences.  
Plant Systematics and Evolution 300(7):1591-1614



### Dyckia

*Dyckia* was named for Prince and Earl of Salm, Joseph Salm-Reifferscheid-Dyck, a German (Prussian) botanist, botanical artist, and horticulturist (1773-1861). Dyckias come in multiple forms and colors (Figure 5) and are popular succulent bromeliads. Many species are available from commercial nurseries specializing in bromeliads. They are also commonly sold at bromeliad society sales, and they can sometimes be found in floral shops that sell succulents. Most dyckias have single inflorescence spikes that emerge from somewhere among the side leaves of the plant. Among most species, flower color can be some shade of orange or yellow. Each plant has the capability of blooming multiple seasons but puts out only one bloom spike during a single blooming season.

Dyckias come in all sizes and degrees of spiny defense. In nature, most dyckias grow in mountainous, rather dry, rocky environments; for example, the Brazilian Cerrado, which is similar to the Ameri-



Figure 5. *Dyckia* species and hybrids. All photos from the FCBS Photo Gallery

can Southwest chaparral. In southern South America, species are found in the Argentinian pampas. In the region of the most species—Brazil, in the mountainous Espinhaço Range in Minas Gerais and Chapada Diamantina in Bahia—a number of species are narrowly endemic (highly geographically and environmentally restricted).

Dyckias grow best in rather large pots with a mixed medium of some volcanic rock or large chunks of perlite and loose potting soil (an easy mix is about 1/3 perlite plus 2/3 good potting soil). The pot size should be increased according to the plant size and number of plants in a clump. Dyckias are pot-sensitive. If you want large dyckias, keep increasing the pot size as the plant or plant clump grows. If you want smaller dyckias, don't increase pot size. If you grow dyckias outdoors in pots, be aware that they may send roots out of holes in the bottoms of the pots and into the ground. In nature, they seek water





and will send long roots to find it. They can be grown in full sun or partial sun, as long as the potting soil or earth (if grown in the ground) is well-drained. Their roots will rot, or they will root poorly, if the planting medium is soggy for prolonged periods of time. As with most bromeliads, they will bloom more profusely if they are fertilized. I use 4-mo. or 6-mo. time-release fertilizer. Although dyckias can withstand dry conditions, they do best when watered regularly. Most species are cold-tolerant, but will freeze in very cold conditions.

Separating dyckias can be a nightmare. For the best info on how to do this, the expert is Ray Lemieux, the caretaker of succulent bromeliads at Tropiflora Nursery in Sarasota. In general, Ray works from the bottom of the plant and first trims all drooping leaves that could stab him (he works bare-handed!). I do the same. Next, I pull off all leaves that are common to more than one plant. Then the separate plants can be identified. Cut vertically up between the plants and try to leave some roots on each plant. Then pot them together or individually. In some species, pulling off the common leaves isn't feasible because there are too many of them. Removing them could endanger the individual plants in the cluster. In that case, just cut upward where you estimate that the plants are separate, or maybe just leave them together to grow larger. Separating them might be easier then. I'm sure that other veteran bromeliad enthusiasts can add their wisdom to these methods.

### **Encholirium**

The name *Encholirium* is derived from the Greek words “*enchos*” (spear) and “*leiron*” (lily). *Encholirium* species certainly live up to this name. They come in various sizes, ranging from small to very large, but all are spiny. Like dyckias, they inhabit arid, rocky areas such as Brazilian cerrado, caatinga, and campos rupestris; i.e., dry, sunny grasslands and open dry forest in rocky areas (Figure 6). They co-habitat with cactus and agaves. Their center of distribution (region where the most species occur) is in the Brazilian state of Minas Gerais. Except for one species, each species occurs in only a few, small, genetically isolated populations. Thus, all species are classified as endangered or critically endangered.




Figure 6. *Encholirium spectabile* in habitat.

Several species of *Encholirium* are cultivated, but principally by bromeliad collectors. One species, *Encholirium horridum* (Figure 7), is quite popular. It is unusual in several ways. Its leaves are long and drooping, rather than stiff and upright or acutely angled. Its inflorescence is branched, rather than a single spike. It doesn't seem to do well in full sun all day but requires shade during part of the day, or filtered sun. It is not highly drought tolerant. It is long-lived and may not bloom for 5 – 10 years after its growth initiates. It produces no pups; all offspring must be sprouted from seeds, and germinating them is tricky (I don't yet know the secrets). Nevertheless, the plant is elegant and the inflorescence is tall and magnificent. It is certainly worth cultivating.

Many *Encholirium* species can withstand long dry periods, for up to 9 months or more, and cool, wet seasons with torrential rains—a brutal combination indeed! Nevertheless, they grow better when watered regularly. Encholiriums are closely related to dyckias (some species are interfertile between the two genera), and they have many characteristics in common, principally growing conditions (although in general, encholiriums seem to be heartier than dyckias). Thus, the growing conditions described for dyckias also apply to encholiriums.

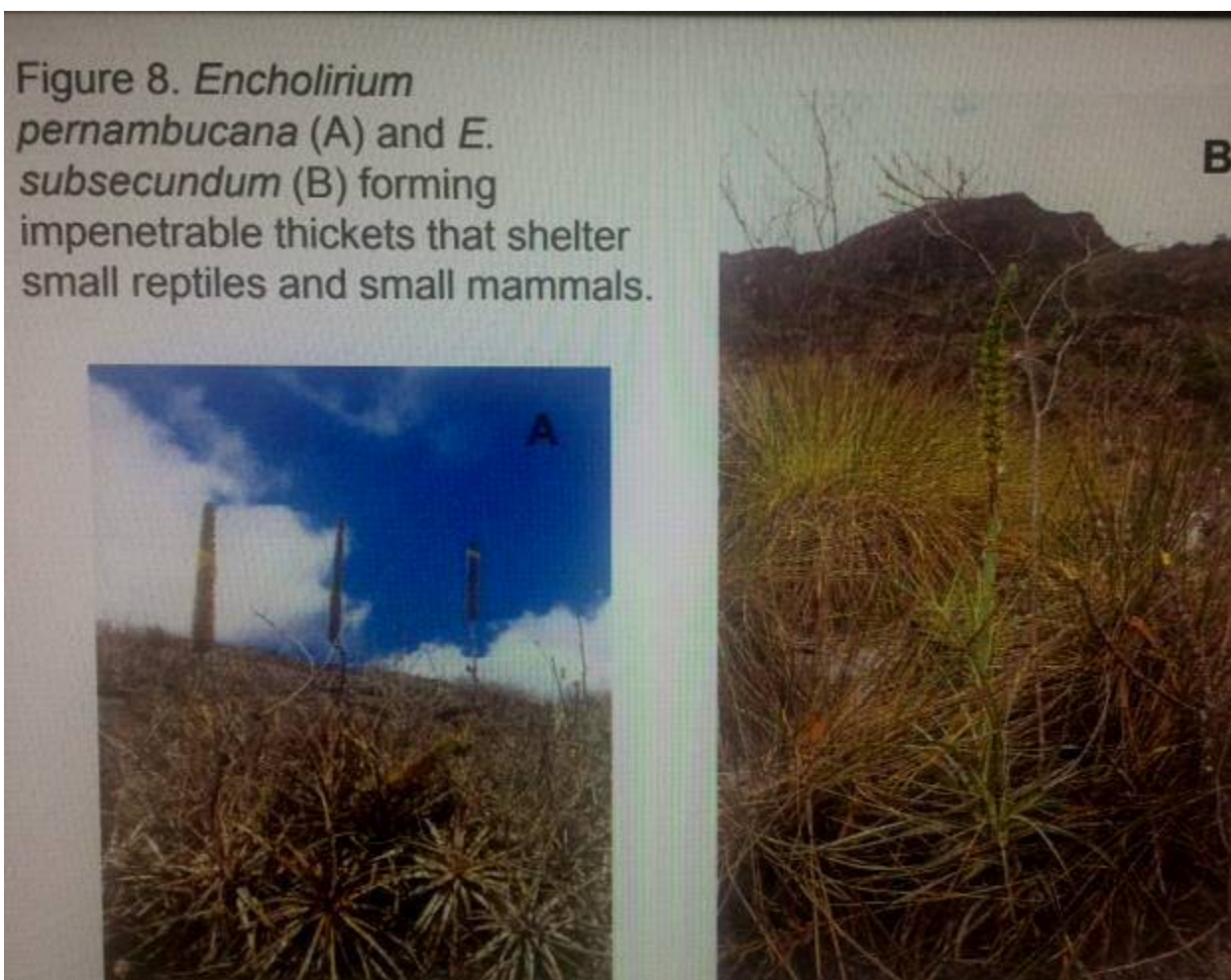
Figure 7. *Encholirium horridum*, the most popular *Encholirium* for cultivation.



Fig. 7. CBS website photo



Many *Encholirium* species are very spiny, and the spines are hard and sharp. As in dyckias, most *encholiriums* produce single, unbranched inflorescences (Figures 6, 8), but unlike dyckias, the petal colors are subtle—mostly yellow, cream, white, or pale green. The inflorescences of large *encholiriums* can be quite tall—7 ft (3 m+) or more. Other differences between *Encholirium* and *Dyckia* species include the location of the inflorescence. *Encholirium* species produce inflorescences from the center of the plant, whereas dyckias produce inflorescences laterally between side leaves. In addition, *encholiriums* do not produce inflorescences until they are fully grown, whereas dyckias produce inflorescences while growing. Similarly to other closely related bromeliad genera, there are other small flower characteristics that distinguish the two genera.



*Encholiriums* perform valuable environmental services, such as serving as food sources for a wide variety of pollinators and as cover and shade for small, ground-dwelling mammals (Figure 8). Much research has been done on pollinators of *Encholirium* species. Hummingbirds, bats, bees, wasps, beetles --almost anything that flies-- and even opossums can pollinate *encholiriums*. The female carpenter bee (*Xylocopoa abbreviate*) nests only in dry *E. spectabile* inflorescence stalks. It lays its eggs in the hollow, dried stems and guards its eggs until they hatch by blocking the door of the nest with its abdomen.



**Hechtia**

This genus was named for Julius Gottfried Konrad Hecht, German counselor to the King of Prussia (1771-1837) and a botanist. Hechtias also love rocks, sun, dry conditions, hot weather, and limestone (Figure 9). You can grow them alongside of dyckias, encholiriums, and deuterocohnias. They are well-adapted to dry conditions and, to search for water, can grow roots and stolons up to 30 ft (10 m) long. Consequently, if you ever plan to move them, it is best to grow them in pots in your yard. But, like other dry-adapted succulent bromeliads, roots tend to grow out of the holes in the bottom of pots.

Figure 9. *Hechtia caulescens* in Mexican chaparral habitat

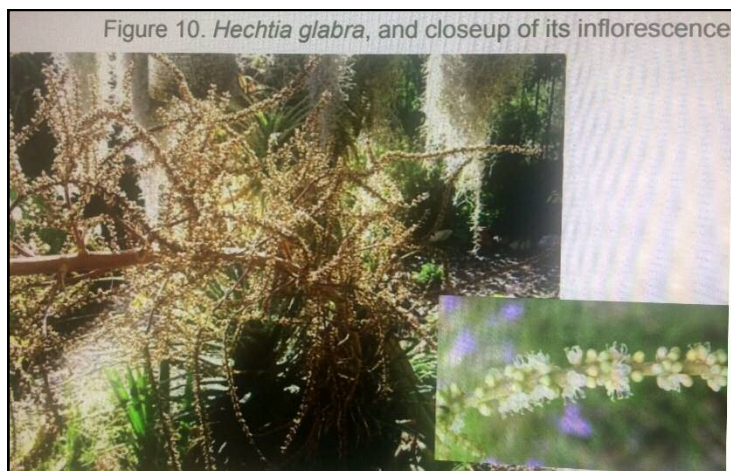


Photo FCBS  
Photo Gallery

Hechtias are enigmatic in multiple ways. They are the marsupials of the bromeliad world. Their evolutionary history is much longer than that of other succulent bromeliads. They evolved nearly 20 million years ago, whereas the other succulent bromeliads evolved within the last 3 - 9 million years or so. Their distribution is also unique among succulent bromeliads—southern Texas to Panama, versus central and southern South America (principally Brazil) for other succulent bromeliad genera. They are the only bromeliad genus in which all species (maybe except one) have separate sexes. They are the only genus in which all species photosynthesize at night. In short, they evolved early in the tractable history of bromeliads, and they went off on their own evolutionary pathway—like marsupials.

*Hechtia* is also the only genus of succulent bromeliads that evolved sufficiently long ago to allow geneticists to identify the evolutionary history within the genus. That history suggests that the oldest *Hechtia* species were composed of plants with softer, less succulent leaves, small spines, and less sun-tolerance. Apparently, as *Hechtia* species evolved to inhabit the large areas of dryer, sunnier habitats abundant in (principally) Mexico, they became tougher in many ways. Some of the most intimidating, succulent, spiny, drought-tolerant hechtias are some of the most recently evolved.





If your space is limited and you can grow only a few succulent bromeliads, hechtias may be a good choice. Their inflorescences tend to be long, branched (some quite elaborately), and beautiful. Most have dozens to hundreds of tiny flowers (usually white), making the inflorescence look rather like a cloud on a branch (Figure 10). Other species can be brightly colored if grown in the right conditions (Figure 11) or can have attractive colored flowers (e.g., *Hechtia rosea*, *Hechtia tillandsioides*; Figures 12, 13).

The care and cultivation of hechtias is basically identical to that of dyckias, so it's easy to grow them together. I've found that it's generally easier to separate *Hechtia* multiples than it is to separate *Dyckia* multiples. If you haven't tried growing succulent bromeliads, cultivating hechtias is a rewarding genus to start with.

**Learn More** For more information on sun-tolerant bromeliads, check out Moyna Prince's article in the Florida Council of Bromeliad Societies' website (<http://fcbs.org/articles/full-sun-bromeliads.htm>), which also has loads of pictures of bromeliads (click on the Photo Gallery), and Tropiflora Nursery's list (<https://www.tropiflora.com/wp-content/uploads/2016/11/Full-Sun-Bromeliads.pdf>). A google search on the internet using keywords like "growing succulent bromeliads" will bring up multiple websites providing information about cultivating succulents of all types, in-

cluding succulent bromeliads. Species and hybrids in the genera discussed in this article can be purchased from most nurseries specializing in bromeliads and from hobbyists who sell their plants at bromeliad society sales.



Photos from <http://www.bromeliad.org.au/pictures/Hechtia/rosea.htm>



Figure 13. *Hechtia tillandsioides*, and closeup of its inflorescence.

Photos from FCBS Photo Gallery





## New Judges School Begins

Article and Photos  
by Jay Thurrott

A new judges school got off to a good start with School 1 held in Ft. Myers on May 4<sup>th</sup>. Students began their studies with an introduction to the Bromeliaceae Family and a focus on some of the terrestrial Genera.

Each of the classes provides the opportunity for students to practice their skills in judging show plants and ends with a test in which the students individually must point score a number of plants provided by the instructors. Students' results are then compared with the point scores determined by a panel of master judges for the same plants. This establishes a grade for each student and to move on to the next class, each student must achieve a satisfactory grade. After successfully completing the first two classes, students will then qualify as student judges and can be invited to serve on judges panels with accredited judges at bromeliad shows. Special acknowledgement should be made to the Florida West Coast Bromeliad Society for providing 4 of the students in this year's class!



**Registrar, Vicky Chirnside, greets students arriving for class in School**



**Dr. Larry Giroux leads discussion regarding merit judging.**



**New Judges School..continued**



School II is currently in the planning stages, but is tentatively scheduled to be held in Ft. Myers on November 2nd.

School II will study the Genus *Tillandsia* as well as horticultural displays, individual entries in shows and exhibits entered as "multiples".

Left: A few of the spiny terrestrials studied by the incoming class of student judges.

Below: Dr. Terrie Bert demonstrates the defining characteristics of plants in the Genus *Pitcairnia*.







## **Acanthostachys strobilacea**

By Tom Wolfe



*Acanthostachys strobilacea* is found scattered through Argentina, Paraguay and Brazil and is usually in the high campos of the rain forests and on sandstone peaks at 2,000 to 2,500 foot elevations.



**Acanthostachys strobilacea**

This unusual plant is one of only two species in this genus. It's very decorative and best grown in hanging baskets because of its pendent growth habit. The green to reddish brown leaves are round in cross section and measures from 24" (50 cm) to 36" (80 cm) in length depending on the amount of fertilizer and light it receives. The inflorescence lasts from 2 to 4 weeks in good color and resembles a miniature pineapple with orange to red bracts and yellow flower petals. To achieve opti-

mum size and color it should be grown in very bright light with a few hours of full sun each day.

Plant them in a normal terrestrial mix such as you would *Cryptanthus* or *Dyckias* and fertilize in early spring through the summer. Water rather heavy during the growing season and moderately moist during the rest of the year.

The other species in this genus is *Acanthostachys piticairnioides*. Ofelia Sorzano of the Bromeliad Society of South Florida entered one in their 2019 show in the Artistic Division under fruiting and class free standing. This was an attractive well grown specimen and made the Head Table.



Above: *Acanthostachys strobilacea*  
Entered in 2011 BGTB Show by Barbara Easton.

Photos by Carol Wolfe



Above: *Acanthostachys piticairnioides* by  
Ofelia Sorzano in the 2019 BSSF Show.



Left: Artistic arrangement in the 2011 BSCF  
Show with *Acanthostachys piticairnioides*.



## Odds and Ends

By Jay Thurrott

When you provide articles for newsletters, you often receive feedback in the form of emails from the readers. Fortunately, FCBS newsletter readers are a really nice group of people and this feedback has been of a positive nature so I certainly welcome your continued comments in the future. Thank you to



**Dorstenia anthurifolia aka  
“Mattress Button Plant”**

those who provided identifications to the “accidental plants” in the Nov. 2018 issue. Several readers informed me that the broad-leaved plant with the peculiar inflorescence is most likely *Dorstenia anthurifolia*, more commonly known as the “Mattress Button Plant”.

The leaves on this plant have since easily doubled in size and duplicates of itself have begun sprouting in neighboring pots of bromeliads which prompts me to wonder “at what point does this cease to be an interesting ‘accidental plant’ and instead become an ‘invasive weed’?” I guess it’s all in your perspective.

Comments from readers also suggest that the unknown begonia pictured in the same article may be *Begonia heracleifolia*.

Efforts to collect seed from this plant have so far been unsuccessful, as it’s one of those plants that produces both male and female flowers and unfortunately, those two different types of flowers appear at different times.



**Begonia heracleifolia**



**Pitcairnia spicata or  
Pitcairnia paniculata?**

The article in the February 2019 newsletter regarding *Pitcairnia spicata* drew one question – could that plant possibly have been *Pitcairnia paniculata*? After searching for photos of both, I have to say that *P. paniculata* certainly appears to be a better match for my plant than *P. spicata*. It’s always difficult to definitively say that a plant tag is in error – especially when the original tag is over 20 years old, came from a nursery that has long since closed its doors, and the previous owner of the plant has passed on. The tag appears to say *Pitcairnia spicata*, but may well have been incorrect. What do you readers say?

Finally, I should note (for those paying attention) that the article in the February 2019 issue regarding the contrast between plants grown in Florida and those in the Northern California area, the captions were inadvertently switched on the two *Hechtia texensis* photos. The more colorful of the two was in fact the California plant.

**Hechtia  
texensis  
California  
grown**



**Hechtia  
texensis  
Florida  
grown**





# Seminole Bromeliad & Tropical Plant Society Annual Fall Sale

Saturday and Sunday August 17-18, 2019

**9am to 4pm both days**

Huge selection of  
bromeliads in many

genera:

Orchids

Aroids

Ferns

Succulents

Tropical fruit

Gingers

other tropical plants

plus...

Gift Baskets

Hand Crafted Slat

Baskets in several sizes



## The Garden Club of Sanford

Members will be available to answer your questions.

*Free admission & Free parking- Shop in air-conditioned comfort.*

The Garden Club of Sanford is located at 200 Fairmont Drive off I-92 (S. Orlando Dr.), one block south of Lake Mary Boulevard, Sanford, Florida. This location is about one mile from the SR 417 (GreeneWay) exit onto Lake Mary Blvd, and about 4 miles east of the I-4 exit onto Lake Mary Blvd. Signs will be posted near the Garden Club.

**Information: <http://bromeliads.club>**



**The 2020 BSI  
World Bromeliad Conference  
June 9 to 13, 2020  
Hosted by: Sarasota Bromeliad Society**



**Sarasota  
Regency  
Hyatt  
Sarasota  
Florida**

**Mark Your Calendars:  
The 2020 World Bromeliad  
Conference (WBC2020)  
will be held in Sarasota,  
Florida, USA, Tuesday,  
June 9th thru Saturday,  
June 13th, 2020.**

- **\$149 room rate, with all rooms providing water views**
- **free parking to both hotel guests and conference visitors**
- **centrally located in waterfront downtown location**
- **no resort fees, lots of family entertainment opportunities**
- **ample facilities to accommodate our group of 200+/- participants conveniently located near Marie Selby Botanical Gardens and several internationally renowned bromeliad growers**
- **more information on the hotel and its amenities can be found at <http://sarasota.regency.hyatt.com/>**





**BROMELIAD SOCIETY OF CENTRAL FLORIDA**  
**May 10 - 12, 2019 FASHION SQUARE MALL, ORLANDO, FL**



***Congratulations  
AND THE WINNERS ARE:***

***Marty Folk  
Mulford B. Foster  
Best of Show-Horticulture  
xVriecantheria Seeger***

***Bob Smedley  
Best of Show  
Morris Henry Hobbs  
Artistic***



*Cryptanthus* Jean Nicole  
By Lisa Robinette  
**Winner: Warren Loose  
Best Hybrid Cryptanthus**



*Cryptanthus bivitatus*  
*var bivitatus* by Marilyn Howser  
**Winner: Bob Whitman  
Best Cryptanthus species**



Decorative Container:  
By Lisa Robinette  
**Winner: Best Decorative  
Container & Division  
winner**



*Neoregelia* Snake  
Charmer  
By John Boardman  
**Winner:  
Best Neoregelia**



*Tillandsia tectorum*  
By John Boardman  
**Winner: Best Tillandsia  
and Dot McNulty Award**



*Vriesea lubbersii*  
By Marty Folk  
**Winner: Award of  
Cultural Excellence**




*Vriesea* Wild Jean  
By John Boardman  
**Winner: Best Variegated**




*Vriesea crythrodactylan*  
White Cloud  
By John Boardman  
**Winner: Best Vriesea**



*Neoregelia* Wild Rabbit  
By John Boardman  
**Winner: Division**



*Aechmea brassicodes*  
By John Boardman  
**Winner: Best Species**



*Dyckia brevifolia*  
Sunglow  
By Bob Smedley  
**Winner: Section**



*Tillandsia glabrior*  
By John Boardman  
**Winner: Section**



*Tillandsia faciculata*  
Tropifolia  
By Tom Wolfe  
**Winner: Judges**



*Aechmea triangularis*  
by Marty folk



*Neoregelia* Green Apple  
By Marty Folk



*Cryptanthus*  
Steven Hoppin  
by Marilyn Howser



*Neoregelia* Kings  
Ransom  
By Marilyn Howser



*Neoregelia* Twisted Sister  
By John Boardman  
**Winner: Sweepstakes**



*Neoregelia* Yukon Jack  
By John Boardman



*Guzmania* Melissa  
By Evan McCrory



*Neoregelia* Stardust  
By Bob Smedley



*Guzmania* Focus  
By Evan McCrory



*Tillandsia* Antonio  
By Evan McCrory



*xNeomea*  
Magenta Star  
By Lisa Robinette





## JUDGED BROMELIAD SHOWS ARTISTIC DIVISION

By Tom Wolfe



After attending BSI Judges School for a period of four plus years, I received my Judges Certificate at the 1982 World Bromeliad Conference in Corpus Christi, Texas. Since then, I have judged many bromeliad shows, too numerous to count. However, the one thing that almost always seems to be a source of confusion is the Artistic Division of the show.

Let's talk about decorative containers. You can choose a plant or plants, then find a container that compliments them or you can choose a container, then find a plant that would complement the container. A Container can be anything that appeals to you. This could include bark, pots, carved tree fern, sea shells, ceramic pots, lava rocks, and I've seen a plant entered in a beer can.

It isn't necessary for the plant to be grown in the container. In fact, it could be placed in the container the day before the show. A common mistake made in decorative container entries is a too small plant in a large container or vice versus, a large plant in a small container. ***The proportion between the plant and container is very important.*** However much thought should be given to selection of containers that harmonize both in size, texture, color, degrees of formality or show a pleasing contrast. .

The plants can be blooming or non-blooming. If the colors in the plant can be found in the container that is a plus. An individual plant or two or more plants with or without pups, of the same or different genera, species, varieties, forms, hybrids or cultivars may be displayed in the container.



Chicago WBC 2004  
Best Decorative Container  
*Cryptanthus* Spot Light  
Carole Richtmyer



**BEST OF SHOW-ARTISTIC**  
Morris Henry Hobbs Award  
2002 WBC by Jackie Johnson  
Photo courtesy of FCBS.org  
Michael Andreas, Photographer



Decorative container  
(wood) by Kay Miller  
BGTB 2010  
Photo Carol Wolfe



Bromeliads on a rock in  
BGTB Show  
Photo Carol Wolfe



**BEST DECORATIVE CONTAINER**  
2002 WBC - St. Petersburg  
*Cryptanthus* Musk by Virginia Schrenker  
Photo courtesy of FCBS.org  
Michael Andreas, Photographer



You can also mount a plant epiphytically or on decorative pieces of wood or rock. This is where some confusion happens because the use of wood, rocks, etc. used as a decorative container in the artistic division can also be used in horticulture displays. *The difference between an artistic (decorative) entry and a horticulture display is that a plant must show signs of preeminence root attachment to the mount in a horticulture display whereas a decorative entry, the plant can be fastened or mounted the day before the show.*

The purpose of the Artistic Division of a show is to allow the members an opportunity to display their talents and also to educate the public and other growers to the many decorative uses of bromeliads throughout the home and work place.

In a BSI accredited show, all the decorative container entries are judged on their own merit just as in the horticultural division of the show. Then all entries that received an award of merit (scored 95 or above) are competitively judged. The best decorative container is then judged against the best artistic arrangement for the Morris Henry Hobbs Best of Show Artistic Award.

So, let's get ready for the 2020 World Bromeliad Conference in Sarasota and be prepared to enter the artistic division.

In the next FCBS newsletter, I will discuss artistic design arrangements.



**Best Artistic, Best Decorative Container**  
2006 WBC San Diego  
*Cryptanthus 'Ruby'*  
Larry Giroux



**Best Decorative Container**  
1996 WBC Orlando, FL  
*Crypt 'Angel Wings'*  
Inge Whitman



**Decorative Containers**  
**1996 WBC**  
*Billbergia 'Ellen'*  
Ellen Baskerville

**Decorative Container:**  
**Cryptanthus**  
**Ice Age**  
Morris Henry  
Hobbs Award  
By Larry Giroux



Photos courtesy of FCBS.org

*Acknowledgments: BSI Handbook for Judges and Exhibitors and Affiliates*



**2019****CALENDAR OF EVENTS**

August 17-18, 2019

**Seminole Bromeliad and Tropical Plant Society****Annual Spring Plant Sale**

**Location:** The Garden Club of Sanford, 200 Fairmont Drive, Sanford, FL 9:00 - 4:00 In air-conditioned building. Huge selection of bromeliads in many genera, orchids, aroids, ginger, other tropical plants, gift baskets, hand crafted slat baskets in several sizes. Members will be available to answer your questions

*Dear Friends: It's almost that time again; the fall sale of the Seminole Bromeliad and Tropical Plant Society is only about a month away! Please join us on August 17<sup>th</sup> or 18<sup>th</sup> (9am-4pm) in Sanford for a terrific selection of plants and plant accessories. Come shop the huge selection of hard-to-find, reasonably-priced plants, in air-conditioned comfort! See attached poster and flier for details; please share this information with gardening friends. As always, we will enjoy visiting with you about gardening! Marty Folk*

September 20-21, 2019

**Bromeliad Extravaganza**

**Spring Hill Suites & Towne Place Suites, 8040 Palm Parkway  
Orlando Lake Buena Vista (near Disney Springs).**

October 12, 13, 2019

**USF Sale, Tampa, FL**

October 11 - 13, 2019

**Southwest Bromeliad Guild Show & International Cryptanthus**

**Show** Corpus Christi Bromeliad Society will be hosting the Southwest Bromeliad Guild Show and International Cryptanthus Show at the Emerald Beach Hotel on the bay in Corpus Christi

October 26, 2019

**FCBS Meeting, West Palm Beach, FL**

November 2, 2019

**Judges School II, Fort Myers, FL**

December 13 - 15, 2019

**Caloosahatchee Bromeliad Society Show & Sale**

**Contact:** Larry Giroux 239-850-4048

**Araba Shine Temple**

**2010 Hanson Street, Ft. Myers, FL**

**Just South and across Cleveland Avenue from Lee Hospital**

**2020****CALENDAR OF EVENTS**

March 26 -29, 2020

**BSSF Annual Show & Sale, Fairchild Gardens, Miami**

April 11-12, 2020

**USF Sale, Tampa, FL**

June 9-13, 2020

**BSI World Conference**

**Sarasota Hyatt Regency**

**1000 Boulevard of the Arts**

**Sarasota, FL 34236**